




64drive

DEVELOPMENT TOOL



 64drive.retroactive.be

RETRO
active

Nintendo 64 and all related trademarks are the property of Nintendo, Co, Ltd.

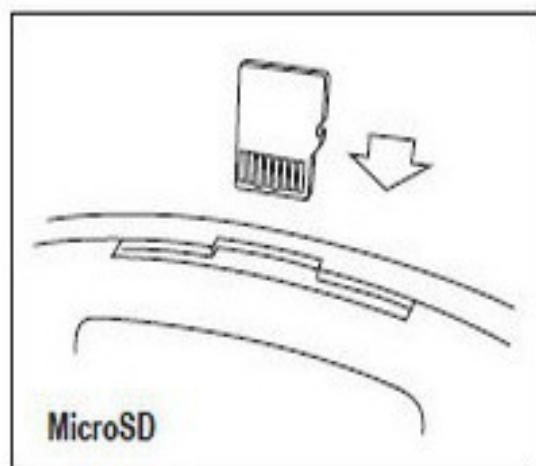
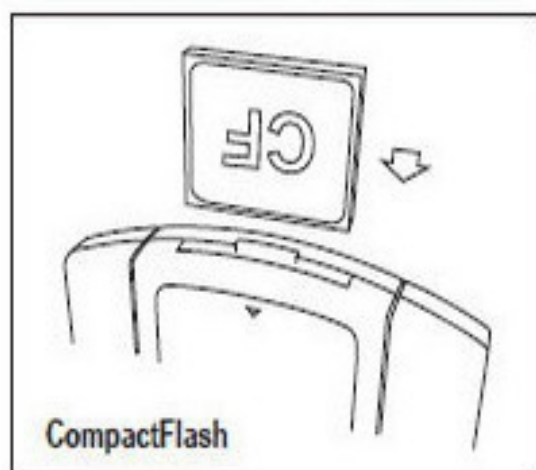
Emulation64.fr



1. Install Menu

- Ensure the memory card is formatted to FAT32
- Download the menu ZIP from <http://64drive.retroactive.be>
- Extract MENU.BIN to the memory card

2. Insert Memory Card



3. Insert 64drive into N64



? If you have both cards inserted, CF will take priority over SD.

Navigating the Menu

- 'A' button selects item or tab
- 'B' button cancels and returns to the previous screen
- Analog stick and directional pad are used for moving the cursor
- 'C' buttons can be used for quick scrolling through the file listing

Menu Options

Use 'Saves' folder	Creates a 'Saves' folder in the same directory as the loaded game, otherwise the save is stored in alongside it.
Reset to Game/Menu	Changes the effect of the 'RESET' button. Either way, the save data is written back each time.
Font size	Changes the font size used in the file listing.

Save Information

Each time you load a game, if it has in-cartridge save support, 64drive will create a new file with the same filename as the original, with a different extension.



The save data is written back to the memory card whenever you press the 'RESET' button on the console. Take care not to simply turn the power off, or your new progress in that game will be lost.

You may copy the save file from a PC emulator and place it on the memory card, provided it is named identically to the one that the 64drive previously created.

Keep in mind that the SRAM and FlashRAM save files (.sra, .fla) used by some emulators may need to be endian-swapped before use on 64drive.



Troubleshooting

Problem

Resolution

I am using CompactFlash and I get a "No memory card" error when I turn on the N64

Hold the 'Z' trigger while turning it on to enable Compatibility Mode.

I plugged in a memory card while the N64 was turned on and the menu shows an error or freezes.

The memory cards are not hot-swappable, please restart the console.

I get an error 'FAT32 partition not found' when turning on the console.

Reformat the memory card with the FAT32 filesystem, instead of FAT16.

In the event you experience unusual problems, please e-mail: support@retroactive.be

